

# Harry Roberts Nursery School

## School Travel Plan Annual Review 2008

London Borough of Tower Hamlets

### Contents

Contents .....	1
School details .....	3
Problems identified in the original School Travel Plan document .....	3
New problems/concerns that have arisen since the original plan was submitted .....	5
Current Facilities .....	5
Recent mode of travel survey results .....	6
Pupils .....	6
Staff .....	7
Comparisons with previous surveys with analysis .....	8
DCSF School Travel Grant .....	9
Objectives and targets report .....	10
New objectives and targets .....	11
Action Plan progress .....	14
New Action Plan .....	16
Monitoring & reviewing .....	17
Sign off and formal approval .....	18
School signatures .....	18
Council signatures .....	18

# School Travel Plan Annual Review Quality Assurance Checklist

## London Borough of Tower Hamlets

Name of School	Harry Roberts Nursery School	
Date School Travel Plan submitted	February 2008, reviewed from November 2008, submitted March 2009	
Next plan will be a review/ due	November 2009	

*\*delete as applicable*

Essential Criteria in BOLD	
School contact details	Y
<b>DCSF number provided</b>	Y

Travel and transport issues	
<b>Original problems identified – state whether they are still a problem</b>	Y
<b>Clear list of any new problems and how and when issues have been identified</b>	Y
Current facilities	Y

Recent Survey Results	
<b>How do you usually travel (numbers) – all pupils</b>	Y
<b>How would prefer to travel (numbers) – all pupils</b>	Y
<b>Month and year provided when pupils surveys done</b>	Y
How do you usually travel (numbers) – all staff	Y
How would prefer to travel (numbers) – all staff	Y
Month and year provided when staff surveys done	Y
<b>Comparisons with previous surveys and analysis</b>	Y

DCSF School Grant	
Report how DCSF grant was/will be spent	Y

Objectives and targets	
List original objectives	Y
List original targets	Y
<b>Review targets</b>	Y
<b>Clear new objectives have been set</b>	Y
<b>New targets have been identified and are SMART</b>	Y

Action Plan	
<b>Action plan is reviewed</b>	Y
<b>A new 12 month Action Plan is provided</b>	Y
<b>Each action has a date</b>	Y
<b>Each action has a named person or group responsible</b>	Y
<b>Where an action is not for the school a link person has been nominated</b>	NA
Action plan contains commitment to existing initiatives and not just new projects and initiatives	Y
Identification of risks to implementation	

Monitoring	
<b>Date provided for next annual review (month/year)</b>	Y
<b>Date provided for 3yr rewrite (month/year)</b>	Y
<b>Named person responsible for monitoring and review</b>	Y
Link to the School Improvement Plan	Y
List members of STP working group	Y

Signatures	
<b>Headteacher</b>	
<b>Chair of Governors</b>	
Pupil representatives	
Other Stakeholders	
<b>School Travel Adviser</b>	
<b>Head of Street Management</b>	
<b>Director of Children's Services</b>	

## School details

<b>School's full name</b>	Harry Roberts Nursery School	
<b>Lead contact name</b>	Maria Roberts (Travel Plan Co-ordinator)	
<b>Contact numbers</b>	<b>Office</b>	020 7790 6711
	<b>Mobile</b>	
	<b>Other</b>	
	<b>Fax</b>	020 7791 9706
<b>Contact email</b>	admin@harryroberts.towerhamlets.sch.uk	
<b>DCSF ref number</b>	211/1041	

## Problems identified in the original School Travel Plan document

<b>Problem</b>	<b>Is this still an issue? Yes/No</b>
Some parents do come to school by car	yes
The idea of the value of walking and cycling is not widespread	to some extent
Bus 339 is not widely used	yes
Some staff members who currently come to school by car say they would prefer to come by other means	yes

### Other issues

Cars do park at the end of Commodore Street to drop off, despite the road markings, because there is limited parking on the street.

There are big kerbs on Commodore Street so people crossing with cycles or buggies have to go out of their way.

Commodore Street is used for parking and turning, and can be busy at times.

Many people cross at the junction of Harford Street and Shandy Street



Cars speed up between the narrow sections on Harford Street, and then sometimes travel quite fast.

There are several positive traffic calming measures on Harford Street.



The flashing lights on the school signs at the entrance of Commodore Street were not lit at the time of the audit.

The entrance signage could be improved

– there is no sign directing people from the old entrance in Harford Street to the new one



- the gate is rather intimidating and the buzzer signs are not that clear so, for example, there is no reference to 'nursery'



- the sign directing visitors to the office is quite high up and perhaps is sometimes missed

- the office is referred to by several different titles.

## New problems/concerns that have arisen since the original plan was submitted

Details of the issue/concern	How was issue identified?	Possible solutions?
In practice there is considerable resistance, to replacing car travel by other forms of travel amongst both parents and staff.	Evident from surveys and informal discussion.	Difficult to think of solutions but we could try cycle training for staff and more promotion of public transport.

## Current Facilities

	Students	Staff	Visitors	Total No
<b>Car Spaces</b>		8 for both staff and visitors	normally available	8
<b>Motorcycle Spaces</b>				
<b>Bicycle Spaces</b>		4 for staff and pupils combined		4
<b>Disabled Spaces</b>		No reserved spaces		
<b>Coach/HGV Spaces</b>				
<b>Shower Facilities</b>		none		
<b>Locker Facilities</b>	None but each child has a coat peg and staff can look after other items	28		

# Recent mode of travel survey results

## Pupils

Total number of pupils in the school	96
Total number of pupils surveyed	88
Total number of pupils who responded	88
Date of survey	8 Oct 2008

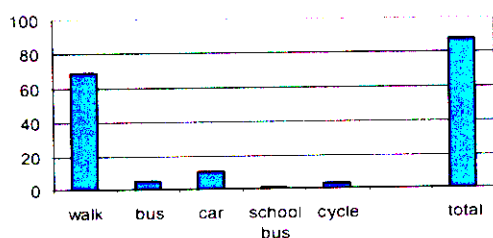
### How do you USUALLY travel to school?

	Response	Percentage
Car (straight from home to school)	10	11
Carshare (stopping on the way for others)		
Park & Stride (walk from a designated safe parking area)		
School Bus	1	1
Rail (Train, Tube, DLR, Tram)		
Bus	5	6
Bicycle	3	3
Walk (all the way)	69	79
Other		
	<b>88</b>	<b>100.0%</b>

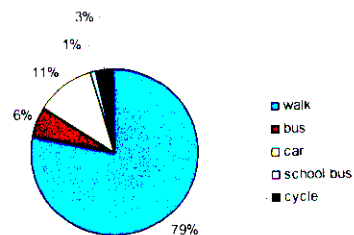
### How would you PREFER TO travel to school?

	Response	Percentage
Car (straight from home to school)	5	6
Carshare (stopping on the way for others)		
Park & Stride (walk from a designated safe parking area)		
School Bus	1	1
Rail (Train, Tube, DLR, Tram)		
Bus	5	6
Bicycle	5	6
Walk (all the way)	72	81
Other		
	<b>88</b>	<b>100.0%</b>

how pupils currently travel to school



percentage of pupils travelling in each way



## Staff

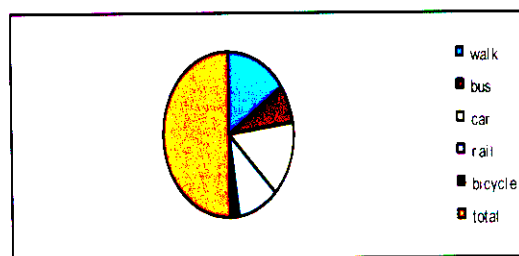

Total number of staff in the school	21
Total number of staff surveyed	20
Total number of staff who responded	20
Date of survey	8 Oct 2008

### How do you USUALLY travel to school?

	Response	Percentage
Car (straight from home to school)	6	30
Carshare (stopping on the way for others)	0	0
Park & Stride (walk from a designated safe parking area)	0	0
School Bus	0	0
Rail (Train, Tube, DLR, Tram)	4	20
Bus	3	15
Bicycle	1	5
Walk (all the way)	6	30
Other	0	0
	<b>20</b>	<b>100.0%</b>

### How would you PREFER TO travel to school?

	Response	Percentage
Car (straight from home to school)	5	25
Carshare (stopping on the way for others)	0	0
Park & Stride (walk from a designated safe parking area)	0	0
School Bus	0	0
Rail (Train, Tube, DLR, Tram)	2	10
Bus	0	0
Bicycle	3	15
Walk (all the way)	10	50
Other	0	0
	<b>20</b>	<b>100.0%</b>



# Comparisons with previous surveys with analysis

## Pupils

The percentage of pupils travelling by car has fallen slightly – from 12% to 11% - although this is only a small decrease. This is still higher than the Tower Hamlets target figure of 5%.

Several parents who currently come by car would prefer to cycle but have children at different schools, jobs at a distance, or children not yet able to cycle the whole way.

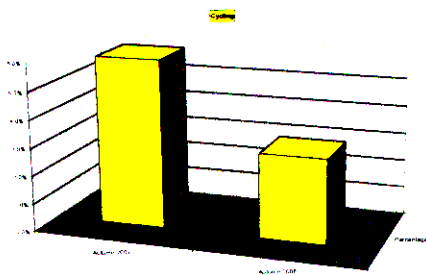
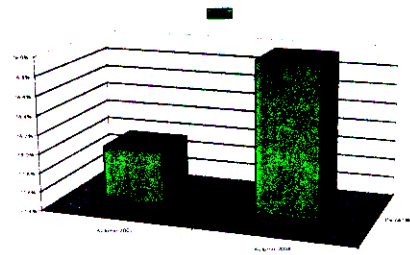
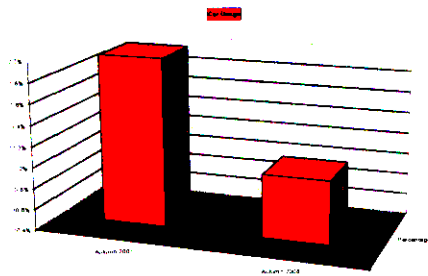
The percentage travelling by bus has increased from 3% to 6%, which probably reflects the fact that some pupils are travelling further to school.

The majority of the pupils – 82% - either walk or cycle to school.

The percentage travelling by bicycle has dropped from 6% to 3%.

The percentage walking has increased slightly from 78% to 79%.

There were more pupils in school by the time of the survey (reflecting the earlier start of the autumn term) and so more pupils were surveyed this year.



## Staff

There has been an increase in the number of staff coming to school by car. This has increased from 19% to 30%.

The number coming by either rail or bus has fallen slightly from 38% to 35%.

1 member of staff (5%) cycles to school – as last year.

The percentage walking to school has fallen from 38% to 30%.

## **DCSF School Travel Grant**

If you haven't already reported where all of your DCSF School Travel Grant was spent in a previous annual review, state the amount of the grant and how much of it you have spent so far and what you have spent it on, and any extra funding used to complete a project if the total was more than the grant itself. Add a photo of the completed project.

We received a grant of £4725.00 in November 2008.

This has not yet been allocated to a particular project and we are still considering options.

One possibility is to use this grant to replace the school entrance doors in order to make them more accessible.

## Objectives and targets report

### Review of 2007/8 Objectives and targets

Objective	Current Position		Target Position	
	Actual Position Now	Date Now	Target	Target Date
To improve children's awareness of road safety when walking to school	Children have not yet had training on this although most walk to school	Oct 2007	All children to have had Road Safety training	July 2008  <b>ACHIEVED</b>
To reduce the number of pupils coming to school by car to 8%	12% of pupils come to school by car	Oct 2007	8% of pupils come to school by car	Oct 2008  <b>NOT ACHIEVED Still 11%</b>
Encourage everyone who lives within 1km of the school to walk to school at least once a week – on Wednesday	Although the vast majority of such people do currently walk, one or two do not	Oct 2007	Everyone who lives within 1km of the school to walk (or cycle) at least once a week	Oct 2008  <b>LARGELY ACHIEVED</b>
To raise the profile of cycling for pupils	6% of pupils ride a bicycle to school	Oct 2007	At least 15% of pupils to ride a bicycle at least once a week outside school	Oct 2008  <b>NOT FULLY ACHIEVED Profile of cycling raised However only 3% travelling to school by bicycle</b>
To raise parents' awareness of the benefits of walking to school	Ideas about the value of walking are not widespread and walking is not popular with many parents	Oct 2007	Informal discussion with parents to reveal more than 50% expressing positive attitudes towards walking	Oct 2008  <b>ACHIEVED Display created in entrance lobby with photos and comments (see below) Comments also sent to external consultants</b>

## **Examples of Parents' Comments - Summer 2008**

We love walking to school because we can stop at the pet shop and that's a motivation for the children to walk.

Two of my children like walking, but one doesn't so that makes it difficult.

It is good exercise to walk, but I find that my four year old is then tired when he gets to school.

It depends on the weather!

The main roads are not so good, but the park with the flowers is lovely.

I can't get on the bus in the mornings so that is difficult and then I have to walk with the children.

Walking is better for my son, more healthy. And he is learning to cross roads safely.

Walking keeps us all fit.

Walking is healthier for the environment, for stress levels, for our bodies and for our minds. Everything is better all round.

Walking puts us all in a good mood.

Walking is an opportunity for us to talk to one another.

Communication is not so easy as it is so noisy on Bow Road.

It is a lovely walk through the park so we love it. I don't think I would walk though if we had to walk along the main road.

I much prefer it to having the stress of driving and finding a parking space.

Spring time in Mile End Park lifts our spirits.

## **Bicycle day**

We held a very successful bicycle day in July 2008 when children brought their own bicycles to school. This really promoted their use. We combined this with raising money to fund a bicycle for a midwife in Guatemala so this event also contributed to community awareness.

It also encouraged staff to have a go at riding a bicycle and several want to go on cycle training in 2008/9.



## Road safety

We won a prize in the 2007 Traffic Club competition. In 2008 we took part in a Traffic Club show which was very successful and we planned follow-up activities.



We applied for a grant from Transport for London in July 2008 to buy resources to improve road awareness and promote more active life styles. This grant was awarded to us in March 2009 so we can now go ahead with the purchases and start to use the resources with the children.

## New objectives and targets

Objective	Current Position		Target Position	
	Actual Position Now	Date Now	Target	Target Date
To improve children's awareness of road safety when walking to school	New intake of children have not yet had training on this, although most walk to school	Nov 2008	All children to have had Road Safety training	July 2009
To reduce the number of pupils coming to school by car to 8%	11% of pupils come to school by car	Nov 2008	8% of pupils come to school by car	Oct 2009
Encourage everyone who lives within 1km of the school to walk to school at least once a week – on Wednesday	Although the vast majority of such people do currently walk, one or two do not	Nov 2008	Everyone who lives within 1km of the school to walk (or cycle) at least once a week	July 2009
To continue to raise the profile of cycling for pupils	3% of pupils ride a bicycle to school	Nov 2008	At least 15% of pupils to ride a bicycle at least once a week outside school and 6% to travel to school by bicycle	Oct 2009
To improve fitness levels	82 % of children walk or cycle to school. Not all children are very physically active.	Nov 2008	All children to be regularly involved in physical activity	Oct 2009

## Action Plan

progress highlighted in red

Objective linked to	Steps /actions needed	Who is responsible? <i>(Must be named person or group)</i>	Action or completion date <i>(Must be specific date/month NOT "ongoing")</i>	Projected cost if known and source of funding
To improve children's awareness of road safety when walking to school	*Children to have training from the Traffic Club	Davina	Nov 2007 <b>ACHIEVED</b>	free
	*Travel Club show in nursery	Davina	March 2008 <b>ACHIEVED</b>	free
	*Road safety walks	All staff	July 2008 <b>ACHIEVED as part of local visits</b>	
	*Add resources to small world play eg zebra crossings and traffic lights Other areas eg jigsaws, posters, books	Mary, Sophia Hannah	July 2008 <b>Resources identified and grant applied for</b>	£500 Transport for London?
To raise parents' awareness of the benefits of walking to school	*To add a section on the travel plan to the school prospectus	Sally and Management Committee	July 2008 <b>Discussed by Management Committee</b>	£200?
	*To talk to each parent about walking both informally and at parent conferences – add to prompt sheet	Key workers	July 2008 <b>ACHIEVED</b>	none
To reduce the number of pupils coming to school by car initially to 8% by October 2008	*Talk to individual parents concerned about alternatives	Key workers	March 2008 <b>ACHIEVED</b>	none
	*Raise profile of walking and cycling eg through display of maps of journeys for school and photos of staff as role models	All staff	Sep 2008 <b>ACHIEVED eg through bike day and display</b>	£10

	*Oyster card survey and publicity	Maria	March 2008	possibly £20 No cost
To raise the profile of cycling for pupils	*Children to bring own bicycles to school for a sponsored ride in the garden – perhaps to fund bicycle for midwife? *Learning bike songs *Add cycles to small world scenarios and outside resources including another two-wheeled bicycle, uniforms, road signs	Davina and Catherine and Maria  All staff  Mary, Sophia, Hannah and Maria	Oct 2008 ACHIEVED and very successful, we also did raise funds  July 2008 continue July 2008 Resources identified and grant applied for	No cost  £1000 – Transport for London

## New Action Plan

This Action Plan covers the twelve month period ending: October 2009

Objective linked to	Steps /actions needed	Who is responsible?	Action or completion date	Projected cost if known and source of funding
To improve children's awareness of road safety when walking to school	*Children to have training from the Traffic Club, especially for new children including Travel Club show in nursery	Davina	April 2009	Free, externally funded
	*Fluorescent zip toggles distributed and Traffic Club publicity for new parents	Maria	Jan 2009	Free, externally funded
To reduce the number of pupils coming to school by car to 8%	* talk to individual parents at parent conferences	All staff	July 2009	Free
Further raise profile of cycling	*Cycle training for staff	Maria	July 2009	Tower Hamlets funding
	*Bike day	Maria, Davina, Catherine	July 2009	Free
	*Variety of activities around bikes in nursery eg obstacles, numbering, parking etc	All staff involved in outside planning	April 2009	Possibly £100
Improve fitness levels	*Outside equipment providing new challenges	Mary	September 2009	Funding through Gifted and Talented Budget Individual staff paying for class – perhaps possibility of Well-Being class
	* Football training	Margot	December 2008	
	*Pilates for staff	Margot	January 2009	

## **Monitoring & reviewing**


- The next hands up surveys will be done in October 2009
- The next progress review of the School Travel Plan will be carried out in November 2009
- The School Travel Plan will be fully reviewed and rewritten in November 2010 with new consultation.
- The Travel Plan Co-Ordinator will be responsible for ensuring both surveys and the annual progress review will be completed.
- When reviewing the document we will include any issues arising from new developments in education and transport since the original STP was completed and indicate progress against each of the targets and actions identified in the plan.
- The STP will be included in the School Development Plan.

# Sign off and formal approval


## School signatures

The following signatures confirm the school management have read the contents of this document. By signing this document the school is committing itself to make every effort to resolve problems identified within the enclosed document and implement the actions identified. The school further acknowledges that they have committed to achieving all targets highlighted in their action plan and to the annual review and monitoring of the plan.

**Headteacher** (signature / name / date) (required)

 11/5/09

**Chair of Governors** (signature / name / date) (required)

 (JOHN SINGLETON) 11/5/09


**School Council Representative** (signature / name / date) (optional)

**Parent Governor** (signature / name / date) (optional)


Please feel free to have as many signatories as you wish  
Where your plan identifies action points for groups or individuals outside of the schools or Council (e.g. Police officers, bus operators) then these individuals must be signatories.


## Council signatures

The following signatures confirm that the document has been Quality and Assessment checked by representatives from The London Borough of Tower Hamlets.

 (KIRSTY ELLISON) 18/05/09  
**School Travel Plan Adviser** (signature / name / date) (required)

**Road Caster Officer** (signature / name / date) (required)

 J. BLAGDEN 18/05/09  
**Head of Street Management** (signature / name / date) (required)

  
**Director of Children's Services** (signature / name / date) (required)